



Location: CMA1b - Oil Street Site Office

Report on 24-hour TSP monitoring

Action Level ($\mu\text{g}/\text{m}^3$) - 176.7

Limit Level ($\mu\text{g}/\text{m}^3$) - 260

Date	Sampling Time	Weather Condition	Filter paper no.	Filter Weight, g		Elapse Time, hr		Sampling Time, hr	Flow Rate, m^3/min			Total Volume, m^3	TSP Level, $\mu\text{g}/\text{m}^3$
				Initial	Final	Initial	Final		Initial, Q_{si}	Final, Q_{sf}	Average		
1-Sep-16	8:00	Rainy	17032	2.8312	2.9116	8697.97	8721.97	24.00	1.12	1.12	1.12	1610	49.9
7-Sep-16	8:00	Rainy	16770	2.8039	2.8563	8724.97	8748.97	24.00	1.23	1.23	1.23	1770	29.6
13-Sep-16	8:00	Cloudy	17292	2.6595	2.8578	8751.97	8775.97	24.00	1.68	1.67	1.68	2415	82.1
19-Sep-16	8:00	Cloudy	17280	2.7187	2.9738	8778.97	8802.97	24.00	1.68	1.69	1.68	2422	105.3
24-Sep-16	8:00	Fine	17223	2.7318	3.0122	8806.00	8830.00	24.00	1.68	1.68	1.68	2421	115.8

Report on 1-hour TSP monitoring

Action Level ($\mu\text{g}/\text{m}^3$) - 320.1

Limit Level ($\mu\text{g}/\text{m}^3$) - 500

Date	Sampling Time	Weather Condition	Filter paper no.	Filter Weight, g		Elapse Time, hr		Sampling Time, hr	Flow Rate, m^3/min			Total Volume, m^3	TSP Level, $\mu\text{g}/\text{m}^3$
				Initial	Final	Initial	Final		Initial, Q_{si}	Final, Q_{sf}	Average		
2-Sep-16	8:45	Cloudy	17034	2.8157	2.8194	8721.97	8722.97	1.00	1.28	1.28	1.28	77	48.4
2-Sep-16	10:00	Cloudy	17024	2.8194	2.8229	8722.97	8723.97	1.00	1.28	1.28	1.28	77	45.7
2-Sep-16	13:00	Cloudy	16877	2.6847	2.7090	8723.97	8724.97	1.00	1.28	1.28	1.28	77	317.6
8-Sep-16	9:24	Cloudy	16769	2.8154	2.8173	8748.97	8749.97	1.00	1.12	1.12	1.12	67	28.2
8-Sep-16	10:35	Cloudy	16883	2.6575	2.6607	8749.97	8750.97	1.00	1.12	1.12	1.12	67	47.5
8-Sep-16	13:00	Cloudy	16756	2.8362	2.8378	8750.97	8751.97	1.00	1.12	1.12	1.12	67	23.7
14-Sep-16	9:10	Fine	17299	2.6298	2.6395	8775.97	8776.97	1.00	1.67	1.67	1.67	100	96.6
14-Sep-16	11:00	Fine	17268	2.6473	2.6585	8776.97	8777.97	1.00	1.67	1.67	1.67	100	111.6
14-Sep-16	13:00	Fine	17264	2.6343	2.6488	8777.97	8778.97	1.00	1.67	1.67	1.67	100	144.4
20-Sep-16	9:35	Rainy	17243	2.7176	2.7253	8802.97	8803.97	1.00	1.69	1.69	1.69	101	76.1
20-Sep-16	10:50	Rainy	17237	2.6874	2.6970	8803.97	8804.97	1.00	1.69	1.69	1.69	101	94.9
20-Sep-16	13:00	Rainy	17230	2.7048	2.7173	8804.97	8805.97	1.00	1.69	1.69	1.69	101	123.5
26-Sep-16	8:50	Fine	17218	2.6983	2.7119	8830.00	8831.00	1.00	1.83	1.83	1.83	110	124.2
26-Sep-16	11:00	Fine	16749	2.8118	2.8297	8831.00	8832.00	1.00	1.83	1.83	1.83	110	163.4
26-Sep-16	13:00	Fine	16745	2.8057	2.8330	8832.00	8833.00	1.00	1.83	1.83	1.83	110	249.3



Location: CMA2a - Causeway Bay Community Centre

Report on 24-hour TSP monitoring

Action Level ($\mu\text{g}/\text{m}^3$) - 169.5

Limit Level ($\mu\text{g}/\text{m}^3$) - 260

Date	Sampling Time	Weather Condition	Filter paper no.	Filter Weight, g		Elapse Time, hr		Sampling Time, hr	Flow Rate, m^3/min			Total Volume, m^3	TSP Level, $\mu\text{g}/\text{m}^3$
				Initial	Final	Initial	Final		Initial, Q_{si}	Final, Q_{sf}	Average		
1-Sep-16	8:00	Rainy	17033	2.8365	2.8771	18321.69	18345.69	24.00	1.09	1.08	1.09	1563	26.0
7-Sep-16	8:00	Rainy	16884	2.6744	2.6966	18348.69	18372.69	24.00	1.09	1.09	1.09	1572	14.1
13-Sep-16	8:00	Cloudy	17291	2.7125	2.8260	18375.69	18399.69	24.00	1.11	1.10	1.11	1593	71.2
19-Sep-16	8:00	Cloudy	17281	2.6722	2.7598	18402.69	18426.69	24.00	1.11	1.11	1.11	1599	54.8
24-Sep-16	8:00	Fine	17222	2.7109	2.8152	18429.69	18453.69	24.00	1.11	1.11	1.11	1598	65.3

Report on 1-hour TSP monitoring

Action Level ($\mu\text{g}/\text{m}^3$) - 323.4

Limit Level ($\mu\text{g}/\text{m}^3$) - 500

Date	Sampling Time	Weather Condition	Filter paper no.	Filter Weight, g		Elapse Time, hr		Sampling Time, hr	Flow Rate, m^3/min			Total Volume, m^3	TSP Level, $\mu\text{g}/\text{m}^3$
				Initial	Final	Initial	Final		Initial, Q_{si}	Final, Q_{sf}	Average		
2-Sep-16	8:03	Cloudy	17035	2.8346	2.8365	18345.69	18346.69	1.00	1.08	1.08	1.08	65	29.2
2-Sep-16	9:10	Cloudy	17025	2.8094	2.8120	18346.69	18347.69	1.00	1.08	1.08	1.08	65	40.0
2-Sep-16	13:00	Cloudy	16780	2.8372	2.8460	18347.69	18348.69	1.00	1.08	1.08	1.08	65	135.2
8-Sep-16	9:25	Cloudy	17313	2.6156	2.6178	18372.69	18373.69	1.00	1.09	1.09	1.09	65	33.6
8-Sep-16	10:35	Cloudy	17309	2.6444	2.6464	18373.69	18374.69	1.00	1.09	1.09	1.09	65	30.5
8-Sep-16	13:00	Cloudy	17305	2.6461	2.6487	18374.69	18375.69	1.00	1.09	1.09	1.09	65	39.7
14-Sep-16	8:05	Fine	17302	2.6423	2.6521	18399.69	18400.69	1.00	1.22	1.22	1.22	73	133.4
14-Sep-16	10:30	Fine	17267	2.6913	2.6954	18400.69	18401.69	1.00	1.10	1.10	1.10	66	61.9
14-Sep-16	15:00	Fine	17265	2.7030	2.7104	18401.69	18402.69	1.00	1.10	1.10	1.10	66	111.8
20-Sep-16	8:05	Rainy	17245	2.6399	2.6463	18426.69	18427.69	1.00	1.24	1.24	1.24	74	86.3
20-Sep-16	9:07	Rainy	17238	2.7095	2.7139	18427.69	18428.69	1.00	1.11	1.11	1.11	67	65.8
20-Sep-16	10:30	Rainy	17231	2.6932	2.6983	18428.69	18429.69	1.00	1.11	1.11	1.11	67	76.3
26-Sep-16	8:03	Fine	17217	2.6954	2.7043	18453.69	18454.69	1.00	1.11	1.11	1.11	66	134.0
26-Sep-16	9:30	Fine	16750	2.8217	2.8327	18454.69	18455.69	1.00	1.11	1.11	1.11	66	165.7
26-Sep-16	13:00	Fine	16743	2.8257	2.8381	18455.69	18456.69	1.00	1.11	1.11	1.11	66	186.7



Location: CMA3a - CWB PRE Site Office Area

Report on 24-hour TSP monitoring
Action Level ($\mu\text{g}/\text{m}^3$) - 171
Limit Level ($\mu\text{g}/\text{m}^3$) - 260

Date	Sampling Time	Weather Condition	Filter paper no.	Filter Weight, g		Elapse Time, hr		Sampling Time, hr	Flow Rate, m^3/min			Total Volume, m^3	TSP Level, $\mu\text{g}/\text{m}^3$
				Initial	Final	Initial	Final		Initial, Q_{si}	Final, Q_{sf}	Average		
1-Sep-16	8:00	Rainy	16715	2.8294	2.8939	5796.58	5820.58	24.00	1.13	1.13	1.13	1625	39.7
7-Sep-16	8:00	Rainy	15520	2.8285	2.8765	5823.58	5847.58	24.00	1.10	1.10	1.10	1586	30.3
13-Sep-16	8:00	Cloudy	17294	2.6914	2.7648	5850.58	5874.58	24.00	1.18	1.17	1.18	1693	43.4
19-Sep-16	8:00	Cloudy	17262	2.6922	2.7755	5877.59	5901.59	24.00	1.18	1.18	1.18	1699	49.0
24-Sep-16	8:00	Fine	17255	2.7045	2.8191	5904.59	5928.59	24.00	1.24	1.24	1.24	1788	64.1

Report on 1-hour TSP monitoring
Action Level ($\mu\text{g}/\text{m}^3$) - 311.3
Limit Level ($\mu\text{g}/\text{m}^3$) - 500

Date	Sampling Time	Weather Condition	Filter paper no.	Filter Weight, g		Elapse Time, hr		Sampling Time, hr	Flow Rate, m^3/min			Total Volume, m^3	TSP Level, $\mu\text{g}/\text{m}^3$
				Initial	Final	Initial	Final		Initial, Q_{si}	Final, Q_{sf}	Average		
2-Sep-16	8:30	Cloudy	17036	2.8195	2.8231	5820.58	5821.58	1.00	1.03	1.03	1.03	62	58.4
2-Sep-16	9:55	Cloudy	17026	2.8194	2.8214	5821.58	5822.58	1.00	1.03	1.03	1.03	62	32.5
2-Sep-16	10:57	Cloudy	16878	2.6509	2.6597	5822.58	5823.58	1.00	1.03	1.03	1.03	62	142.8
8-Sep-16	9:00	Cloudy	16778	2.8273	2.8294	5847.58	5848.58	1.00	1.03	1.03	1.03	62	33.8
8-Sep-16	10:20	Cloudy	16767	2.8215	2.8232	5848.58	5849.58	1.00	1.03	1.03	1.03	62	27.4
8-Sep-16	13:00	Cloudy	17316	2.8385	2.8399	5849.58	5850.58	1.00	1.03	1.03	1.03	62	22.6
14-Sep-16	9:03	Fine	17273	2.7147	2.7229	5874.58	5875.58	1.00	1.11	1.11	1.11	67	123.1
14-Sep-16	10:04	Fine	17269	2.6850	2.6932	5875.58	5876.58	1.00	1.11	1.11	1.11	67	123.1
14-Sep-16	13:26	Fine	17295	2.6348	2.6447	5876.58	5877.58	1.00	1.11	1.11	1.11	67	148.7
20-Sep-16	8:02	Rainy	17246	2.6471	2.6504	5901.59	5902.59	1.00	1.12	1.12	1.12	67	49.1
20-Sep-16	10:35	Rainy	17240	2.6851	2.6906	5902.59	5903.59	1.00	1.12	1.12	1.12	67	81.8
20-Sep-16	13:00	Rainy	17233	2.7025	2.7084	5903.59	5904.59	1.00	1.12	1.12	1.12	67	87.7
26-Sep-16	8:03	Fine	17219	2.7214	2.7296	5928.59	5929.59	1.00	1.24	1.24	1.24	74	110.4
26-Sep-16	10:50	Fine	16751	2.8227	2.8353	5929.59	5930.59	1.00	1.24	1.24	1.24	74	169.6
26-Sep-16	13:00	Fine	16753	2.8132	2.8305	5930.59	5931.59	1.00	1.24	1.24	1.24	74	232.9



Location: CMA4a - SPCA

Report on 24-hour TSP monitoring
 Action Level ($\mu\text{g}/\text{m}^3$) - 171.2
 Limit Level ($\mu\text{g}/\text{m}^3$) - 260

Date	Sampling Time	Weather Condition	Filter paper no.	Filter Weight, g		Elapse Time, hr		Sampling Time, hr	Flow Rate, m^3/min			Total Volume, m^3	TSP Level, $\mu\text{g}/\text{m}^3$
				Initial	Final	Initial	Final		Initial, Q_{si}	Final, Q_{sf}	Average		
1-Sep-16	8:00	Rainy	17051	2.7976	2.8476	22580.24	22604.24	24.00	1.25	1.24	1.24	1793	27.9
7-Sep-16	8:00	Rainy	15521	2.8331	2.8507	22607.24	22631.24	24.00	1.15	1.15	1.15	1652	10.7
13-Sep-16	8:00	Cloudy	17293	2.6807	2.7728	22634.24	22658.24	24.00	1.13	1.12	1.13	1621	56.8
19-Sep-16	8:00	Cloudy	17263	2.6610	2.7349	22661.25	22685.25	24.00	1.13	1.13	1.13	1625	45.5
24-Sep-16	8:00	Fine	17224	2.7153	2.8088	22688.25	22712.25	24.00	1.13	1.13	1.13	1624	57.6

Report on 1-hour TSP monitoring
 Action Level ($\mu\text{g}/\text{m}^3$) - 312.5
 Limit Level ($\mu\text{g}/\text{m}^3$) - 500

Date	Sampling Time	Weather Condition	Filter paper no.	Filter Weight, g		Elapse Time, hr		Sampling Time, hr	Flow Rate, m^3/min			Total Volume, m^3	TSP Level, $\mu\text{g}/\text{m}^3$
				Initial	Final	Initial	Final		Initial, Q_{si}	Final, Q_{sf}	Average		
2-Sep-16	8:02	Cloudy	17031	2.8274	2.8296	22604.24	22605.24	1.00	1.14	1.14	1.14	68	32.1
2-Sep-16	9:15	Cloudy	17027	2.8342	2.8375	22605.24	22606.24	1.00	1.14	1.14	1.14	68	48.2
2-Sep-16	10:30	Cloudy	16879	2.6525	2.6591	22606.24	22607.24	1.00	1.14	1.14	1.14	68	96.4
8-Sep-16	8:50	Cloudy	17314	2.5801	2.5821	22631.24	22632.24	1.00	1.15	1.15	1.15	69	29.1
8-Sep-16	10:21	Cloudy	17310	2.6206	2.6223	22632.24	22633.24	1.00	1.15	1.15	1.15	69	24.7
8-Sep-16	13:00	Cloudy	17306	2.6525	2.6550	22633.24	22634.24	1.00	1.15	1.15	1.15	69	36.3
14-Sep-16	8:05	Fine	17274	2.7391	2.7447	22658.24	22659.24	1.00	1.12	1.12	1.12	67	83.1
14-Sep-16	9:10	Fine	17270	2.6843	2.6905	22659.24	22660.24	1.00	1.12	1.12	1.12	67	92.0
14-Sep-16	13:00	Fine	17266	2.6886	2.6991	22660.24	22661.24	1.00	1.12	1.12	1.12	67	155.8
20-Sep-16	8:02	Rainy	17247	2.6507	2.6549	22685.25	22686.25	1.00	1.22	1.22	1.22	73	57.3
20-Sep-16	9:10	Rainy	17241	2.6837	2.6893	22686.25	22687.25	1.00	1.22	1.22	1.22	73	76.5
20-Sep-16	10:30	Rainy	17232	2.7254	2.7327	22687.25	22688.25	1.00	1.13	1.13	1.13	68	107.6
26-Sep-16	8:05	Fine	16692	2.9136	2.9169	22712.25	22713.25	1.00	1.13	1.13	1.13	68	48.9
26-Sep-16	9:30	Fine	16752	2.8165	2.8295	22713.25	22714.25	1.00	1.13	1.13	1.13	68	192.5
26-Sep-16	10:32	Fine	16744	2.8239	2.8370	22714.25	22715.25	1.00	1.13	1.13	1.13	68	194.0



Location: CMA5b - Pedestrian Plaza

Report on 24-hour TSP monitoring

Action Level ($\mu\text{g}/\text{m}^3$) - 181
Limit Level ($\mu\text{g}/\text{m}^3$) - 260

Date	Sampling Time	Weather Condition	Filter paper no.	Filter Weight, g		Elapse Time, hr		Sampling Time, hr	Flow Rate, m^3/min			Total Volume, m^3	TSP Level, $\mu\text{g}/\text{m}^3$
				Initial	Final	Initial	Final		Initial, Q_{si}	Final, Q_{sf}	Average		
1-Sep-16	8:00	Rainy	17038	2.8201	2.8753	7174.50	7198.50	24.00	0.94	0.94	0.94	1354	40.8
7-Sep-16	8:00	Rainy	16352	2.8336	2.8710	7201.50	7225.50	24.00	0.95	0.95	0.95	1363	27.4
13-Sep-16	8:00	Cloudy	17008	2.7175	2.8952	7228.50	7252.50	24.00	0.98	0.97	0.98	1408	126.2
20-Sep-16	14:00	Rainy	17227	2.6834	2.8590	7271.77	7295.77	24.00	0.99	0.99	0.99	1419	123.7
24-Sep-16	8:00	Fine	16698	2.9328	3.0314	7295.77	7319.77	24.00	0.87	0.87	0.87	1252	78.8

Remarks: Due to interruption of electricity, the 24hr TSP was rescheduled from 19 September 2016 to 20 September 2016.

Report on 1-hour TSP monitoring

Action Level ($\mu\text{g}/\text{m}^3$) - 332
Limit Level ($\mu\text{g}/\text{m}^3$) - 500

Date	Sampling Time	Weather Condition	Filter paper no.	Filter Weight, g		Elapse Time, hr		Sampling Time, hr	Flow Rate, m^3/min			Total Volume, m^3	TSP Level, $\mu\text{g}/\text{m}^3$
				Initial	Final	Initial	Final		Initial, Q_{si}	Final, Q_{sf}	Average		
2-Sep-16	8:02	Cloudy	16838	2.6790	2.6802	7198.50	7199.50	1.00	0.88	0.88	0.88	53	22.8
2-Sep-16	9:10	Cloudy	17028	2.8286	2.8305	7199.50	7200.50	1.00	0.88	0.88	0.88	53	36.1
2-Sep-16	13:30	Cloudy	17021	2.8236	2.8357	7200.50	7201.50	1.00	1.00	1.00	1.00	60	201.5
8-Sep-16	8:35	Cloudy	17315	2.8341	2.8371	7225.50	7226.50	1.00	0.95	0.95	0.95	57	52.8
8-Sep-16	10:09	Cloudy	17311	2.6282	2.6352	7226.50	7227.50	1.00	0.95	0.92	0.93	56	125.3
8-Sep-16	13:00	Cloudy	17307	2.6684	2.6718	7227.50	7228.50	1.00	0.95	0.92	0.93	56	60.9
14-Sep-16	8:05	Fine	17334	2.7929	2.8054	7252.50	7253.50	1.00	0.92	0.92	0.92	55	226.8
14-Sep-16	9:10	Fine	17271	2.6871	2.7077	7253.50	7254.50	1.00	0.92	0.89	0.90	54	379.4
14-Sep-16	13:00	Fine	17297	2.6465	2.6633	7254.50	7255.50	1.00	0.86	0.86	0.86	52	324.4
20-Sep-16	8:05	Rainy	17324	2.7988	2.8038	7268.77	7269.77	1.00	0.99	0.99	0.99	59	84.5
20-Sep-16	9:10	Rainy	17249	2.6871	2.6950	7269.77	7270.77	1.00	0.99	0.99	0.99	59	133.6
20-Sep-16	10:30	Rainy	17236	2.6718	2.6829	7270.77	7271.77	1.00	0.99	0.99	0.99	59	187.7
26-Sep-16	8:05	Fine	17397	2.7948	2.8063	7319.77	7320.77	1.00	0.98	0.98	0.98	59	196.0
26-Sep-16	9:10	Fine	16759	2.8228	2.8441	7320.77	7321.77	1.00	0.92	0.92	0.92	55	385.0
26-Sep-16	13:00	Fine	16748	2.8146	2.8318	7321.77	7322.77	1.00	0.98	0.95	0.96	58	297.3



Location: MA1e - International Finance Centre (Eastern Wing)

Report on 24-hour TSP monitoring

Action Level ($\mu\text{g}/\text{m}^3$) - 173.4

Limit Level ($\mu\text{g}/\text{m}^3$) - 260

Date	Sampling Time	Weather Condition	Filter paper no.	Filter Weight, g		Elapse Time, hr		Sampling Time, hr	Flow Rate, m^3/min			Total Volume, m^3	TSP Level, $\mu\text{g}/\text{m}^3$
				Initial	Final	Initial	Final		Initial, Q_{si}	Final, Q_{sf}	Average		
1-Sep-16	8:00	Rainy	17011	2.7008	2.7719	19384.65	19408.65	24.00	1.19	1.19	1.19	1712	41.5
7-Sep-16	8:00	Rainy	16886	2.6957	2.7390	19411.65	19435.65	24.00	1.19	1.19	1.19	1718	25.2
13-Sep-16	8:00	Cloudy	17172	2.8003	2.8749	19438.65	19462.65	24.00	1.21	1.20	1.20	1734	43.0
20-Sep-16	11:20	Rainy	17253	2.6911	2.7815	19484.10	19508.10	24.00	1.21	1.21	1.21	1741	51.9
24-Sep-16	8:00	Fine	17220	2.6975	2.7833	19508.10	19532.10	24.00	1.21	1.29	1.25	1797	47.7

Remarks: Due to interruption of electricity, the 24hr TSP was rescheduled from 19 September 2016 to 20 September 2016.

Report on 1-hour TSP monitoring

Action Level ($\mu\text{g}/\text{m}^3$) - 325.1

Limit Level ($\mu\text{g}/\text{m}^3$) - 500

Date	Sampling Time	Weather Condition	Filter paper no.	Filter Weight, g		Elapse Time, hr		Sampling Time, hr	Flow Rate, m^3/min			Total Volume, m^3	TSP Level, $\mu\text{g}/\text{m}^3$
				Initial	Final	Initial	Final		Initial, Q_{si}	Final, Q_{sf}	Average		
2-Sep-16	8:02	Cloudy	17003	2.7168	2.7196	19408.65	19409.65	1.00	1.19	1.19	1.19	71	39.3
2-Sep-16	9:04	Cloudy	16890	2.6797	2.6821	19409.65	19410.65	1.00	1.19	1.19	1.19	71	33.7
2-Sep-16	10:07	Cloudy	16888	2.6998	2.7022	19410.65	19411.65	1.00	1.19	1.19	1.19	71	33.7
8-Sep-16	8:10	Cloudy	17179	2.7958	2.7975	19435.65	19436.65	1.00	1.19	1.19	1.19	72	23.8
8-Sep-16	9:15	Cloudy	17178	2.8153	2.8167	19436.65	19437.65	1.00	1.19	1.19	1.19	72	19.6
8-Sep-16	10:20	Cloudy	17177	2.8080	2.8103	19437.65	19438.65	1.00	1.19	1.19	1.19	72	32.1
14-Sep-16	8:02	Fine	17276	2.6926	2.6970	19462.65	19463.65	1.00	1.20	1.20	1.20	72	61.0
14-Sep-16	9:07	Fine	17289	2.6528	2.6588	19463.65	19464.65	1.00	1.20	1.20	1.20	72	83.2
14-Sep-16	10:09	Fine	17286	2.6728	2.6777	19464.65	19465.65	1.00	1.20	1.20	1.20	72	68.0
20-Sep-16	8:00	Rainy	17279	2.7076	2.7094	19481.10	19482.10	1.00	1.21	1.21	1.21	73	24.8
20-Sep-16	9:05	Rainy	17259	2.6684	2.6739	19482.10	19483.10	1.00	1.21	1.21	1.21	73	75.8
20-Sep-16	10:07	Rainy	17256	2.6811	2.6854	19483.10	19484.10	1.00	1.21	1.21	1.21	73	59.3
26-Sep-16	8:02	Fine	16766	2.8232	2.8304	19532.10	19533.10	1.00	1.20	1.20	1.20	72	99.7
26-Sep-16	9:05	Fine	16763	2.8238	2.8320	19533.10	19534.10	1.00	1.20	1.20	1.20	72	113.5
26-Sep-16	10:08	Fine	16760	2.8108	2.8204	19534.10	19535.10	1.00	1.20	1.20	1.20	72	132.9



Location: MA1w - International Finance Centre (Western Wing)

Report on 24-hour TSP monitoring

Action Level ($\mu\text{g}/\text{m}^3$) - 173.4
Limit Level ($\mu\text{g}/\text{m}^3$) - 260

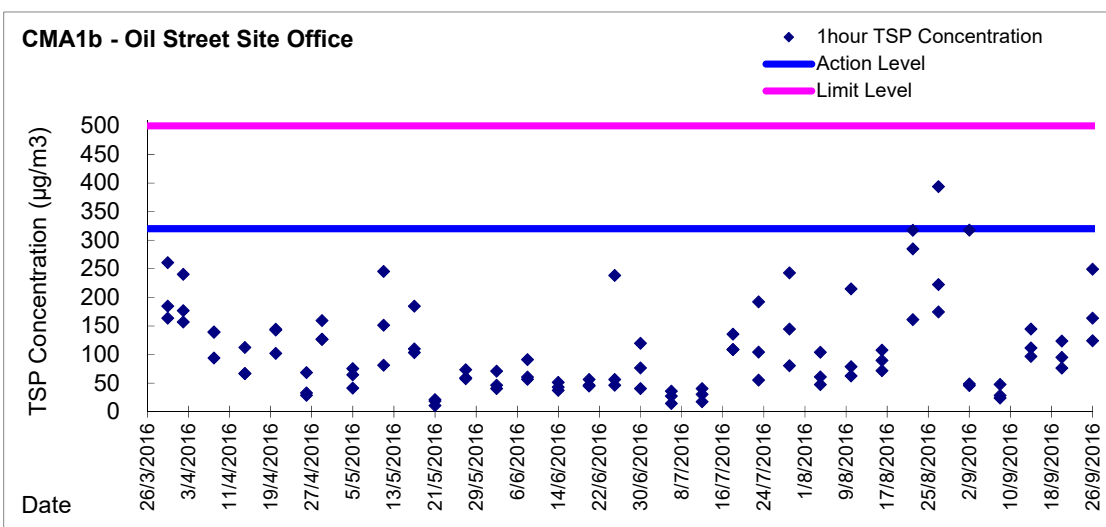
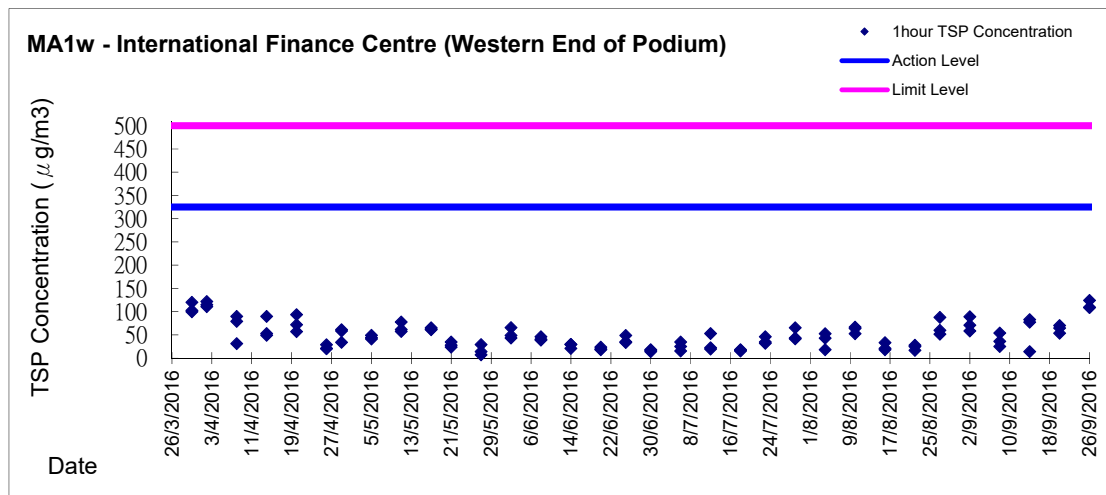
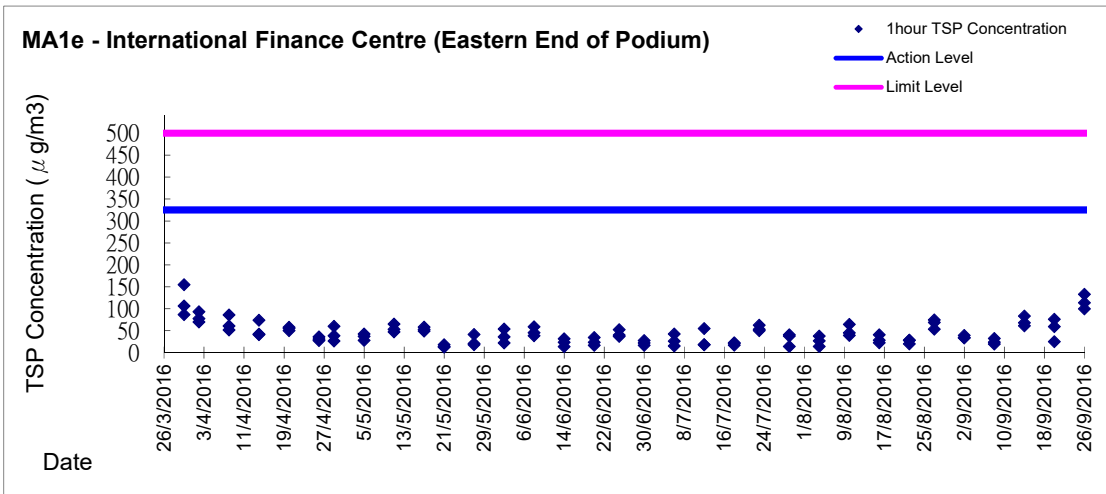
Date	Sampling Time	Weather Condition	Filter paper no.	Filter Weight, g		Elapse Time, hr		Sampling Time, hr	Flow Rate, m^3/min			Total Volume, m^3	TSP Level, $\mu\text{g}/\text{m}^3$
				Initial	Final	Initial	Final		Initial, Q_{si}	Final, Q_{sf}	Average		
1-Sep-16	8:00	Rainy	17010	2.7115	2.7800	19289.16	19313.16	24.00	1.20	1.20	1.20	1729	39.6
7-Sep-16	8:00	Rainy	16885	2.6876	2.7371	19316.16	19340.16	24.00	1.21	1.21	1.21	1736	28.5
13-Sep-16	8:00	Cloudy	17173	2.8043	2.9105	19343.16	19367.16	24.00	1.21	1.21	1.21	1742	61.0
19-Sep-16	8:00	Cloudy	17283	2.6962	2.7768	19370.16	19394.16	24.00	1.21	1.22	1.21	1746	46.2
24-Sep-16	8:00	Fine	17252	2.6542	2.7360	19397.16	19421.16	24.00	1.21	1.21	1.21	1746	46.9

Report on 1-hour TSP monitoring

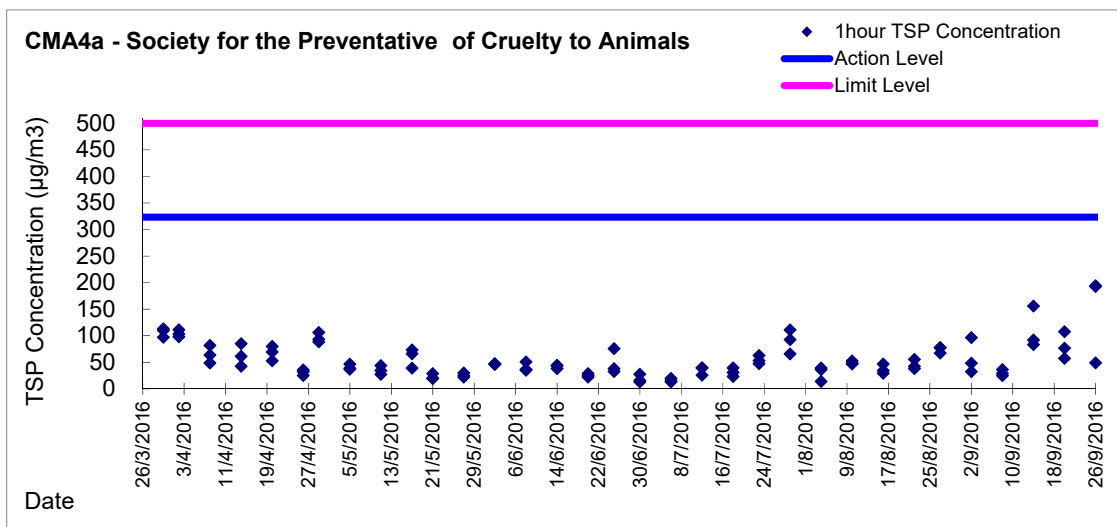
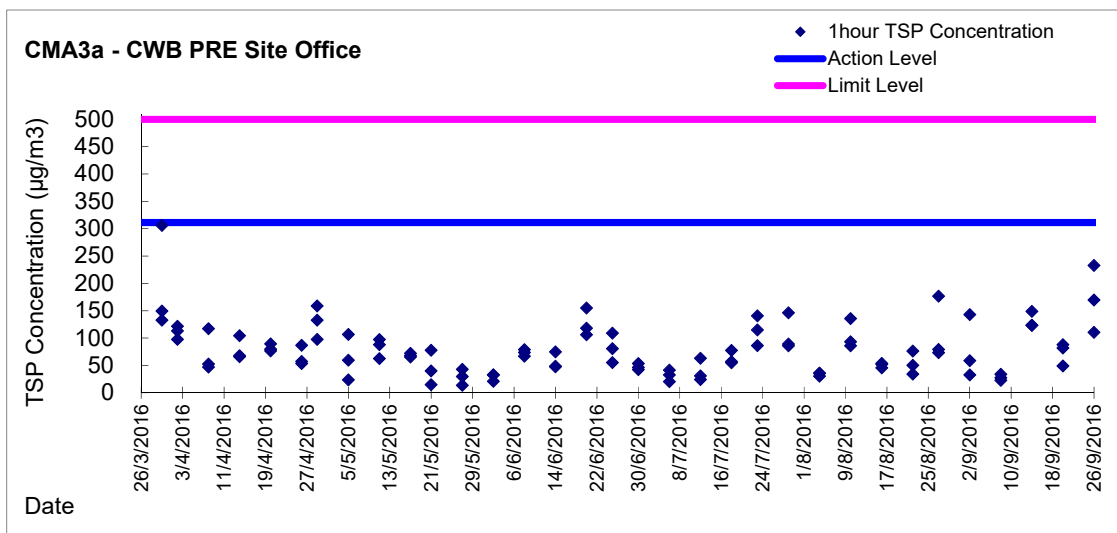
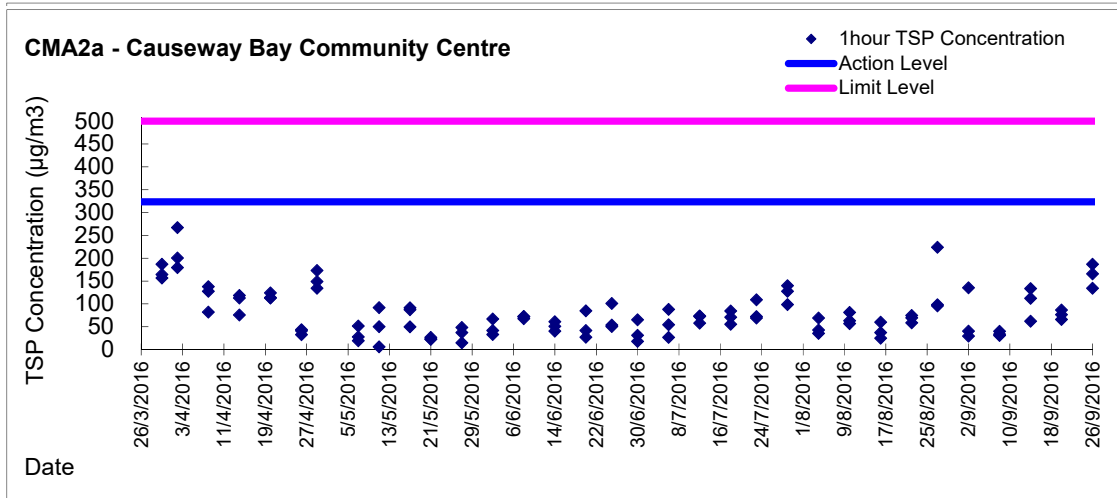
Action Level ($\mu\text{g}/\text{m}^3$) - 325.1
Limit Level ($\mu\text{g}/\text{m}^3$) - 500

Date	Sampling Time	Weather Condition	Filter paper no.	Filter Weight, g		Elapse Time, hr		Sampling Time, hr	Flow Rate, m^3/min			Total Volume, m^3	TSP Level, $\mu\text{g}/\text{m}^3$
				Initial	Final	Initial	Final		Initial, Q_{si}	Final, Q_{sf}	Average		
2-Sep-16	8:05	Cloudy	16891	2.7081	2.7132	19313.16	19314.16	1.00	1.20	1.20	1.20	72	70.8
2-Sep-16	9:07	Cloudy	16889	2.6793	2.6857	19314.16	19315.16	1.00	1.20	1.20	1.20	72	88.9
2-Sep-16	10:09	Cloudy	16887	2.6947	2.6989	19315.16	19316.16	1.00	1.20	1.20	1.20	72	58.3
8-Sep-16	8:05	Cloudy	17182	2.8190	2.8216	19340.16	19341.16	1.00	1.21	1.21	1.21	72	35.9
8-Sep-16	9:10	Cloudy	17181	2.8285	2.8324	19341.16	19342.16	1.00	1.21	1.21	1.21	72	53.9
8-Sep-16	10:15	Cloudy	17180	2.8152	2.8170	19342.16	19343.16	1.00	1.21	1.21	1.21	72	24.9
14-Sep-16	8:05	Fine	17277	2.7003	2.7013	19367.16	19368.16	1.00	1.21	1.21	1.21	72	13.8
14-Sep-16	9:07	Fine	17278	2.6801	2.6857	19368.16	19369.16	1.00	1.21	1.21	1.21	72	77.3
14-Sep-16	10:09	Fine	17287	2.6799	2.6859	19369.16	19370.16	1.00	1.21	1.21	1.21	72	82.8
20-Sep-16	8:03	Rainy	17261	2.6627	2.6666	19394.16	19395.16	1.00	1.22	1.22	1.22	73	53.5
20-Sep-16	9:07	Rainy	17258	2.6799	2.6846	19395.16	19396.16	1.00	1.22	1.22	1.22	73	64.4
20-Sep-16	10:09	Rainy	17255	2.6687	2.6738	19396.16	19397.16	1.00	1.22	1.22	1.22	73	69.9
26-Sep-16	8:05	Fine	16795	2.8270	2.8349	19421.16	19422.16	1.00	1.21	1.21	1.21	73	108.8
26-Sep-16	9:07	Fine	16762	2.8167	2.8246	19422.16	19423.16	1.00	1.21	1.21	1.21	73	108.8
26-Sep-16	10:09	Fine	16697	2.9181	2.9271	19423.16	19424.16	1.00	1.21	1.21	1.21	73	124.0

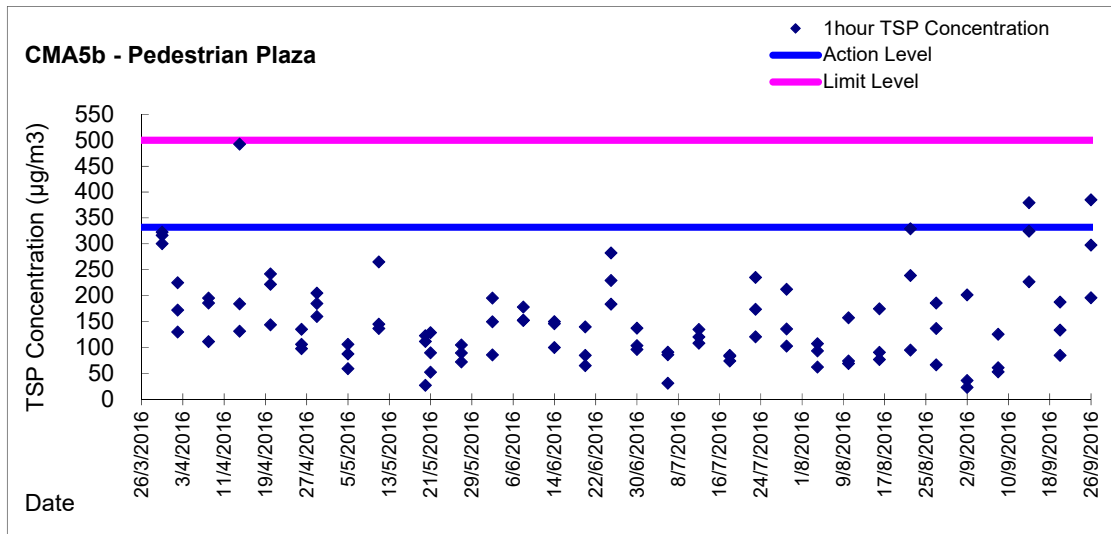
Graphic Presentation of 1 hour TSP Result



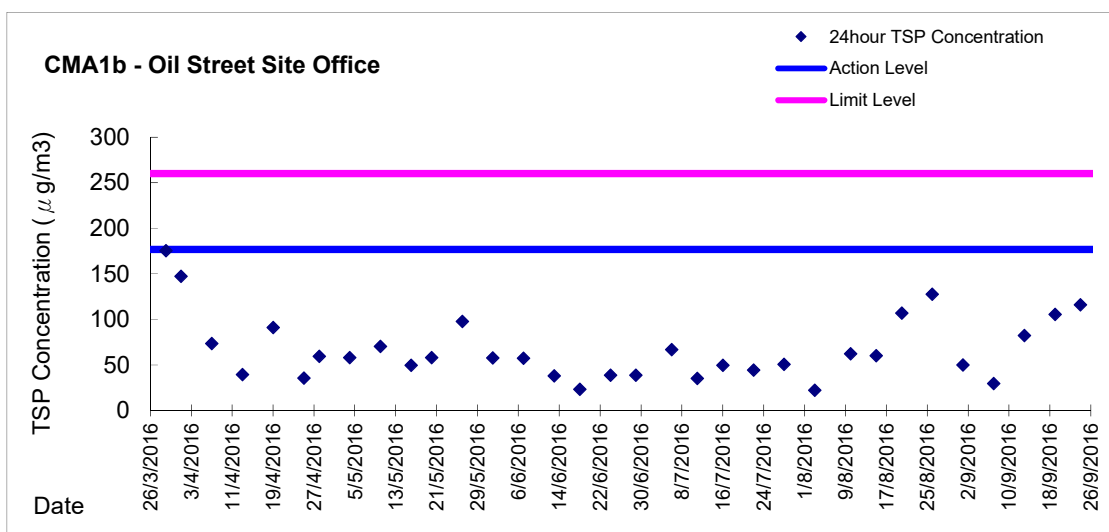
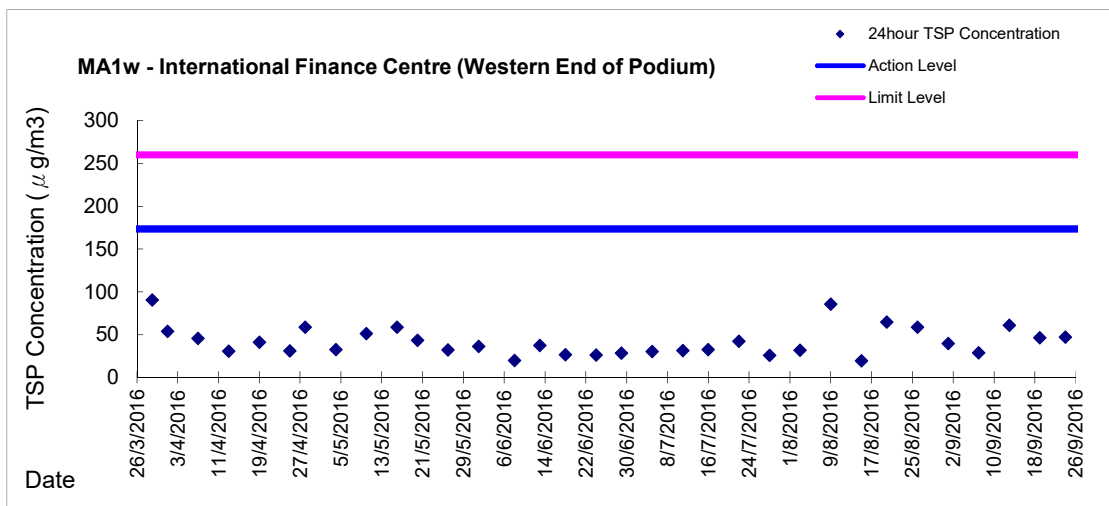
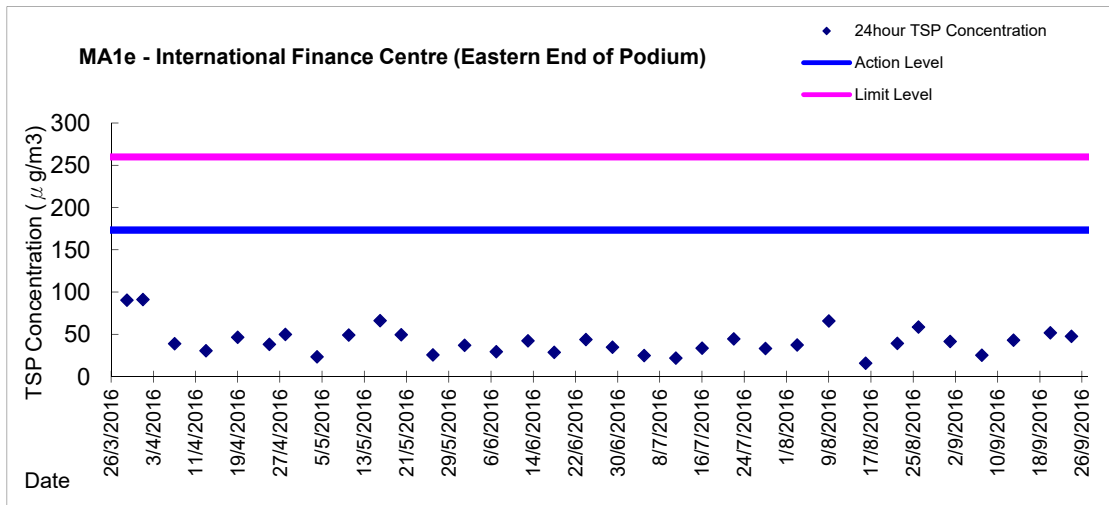
Graphic Presentation of 1 hour TSP Result



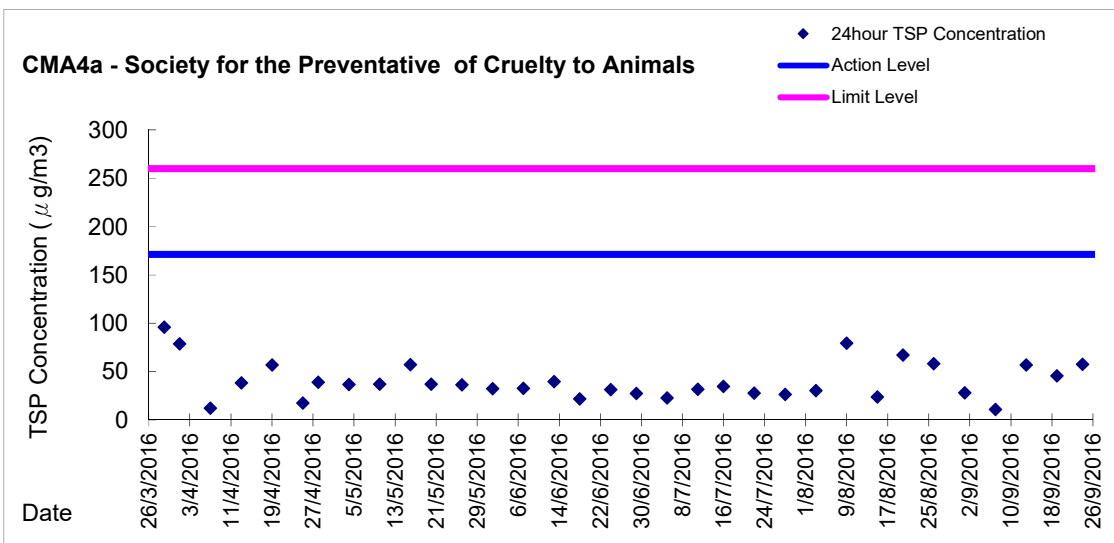
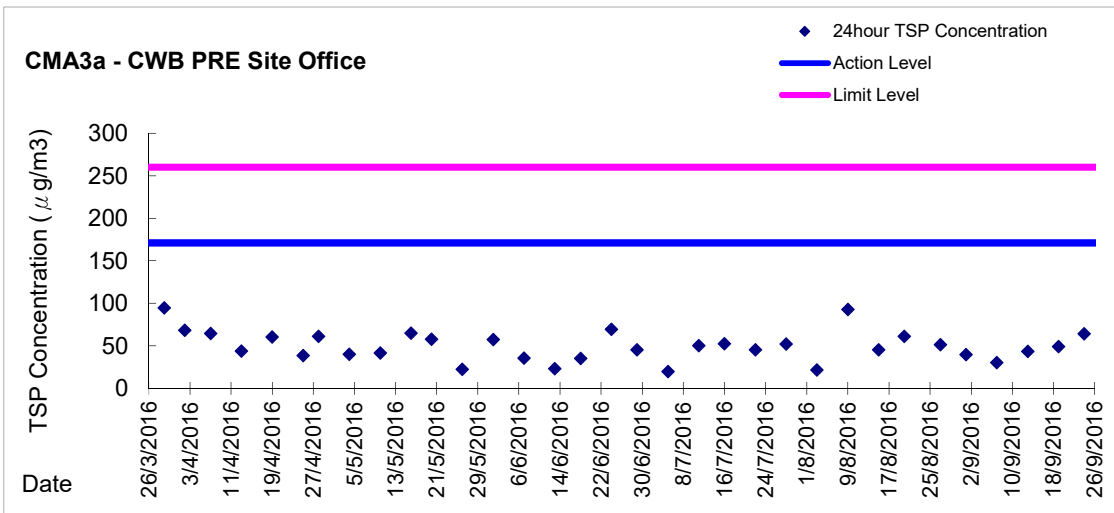
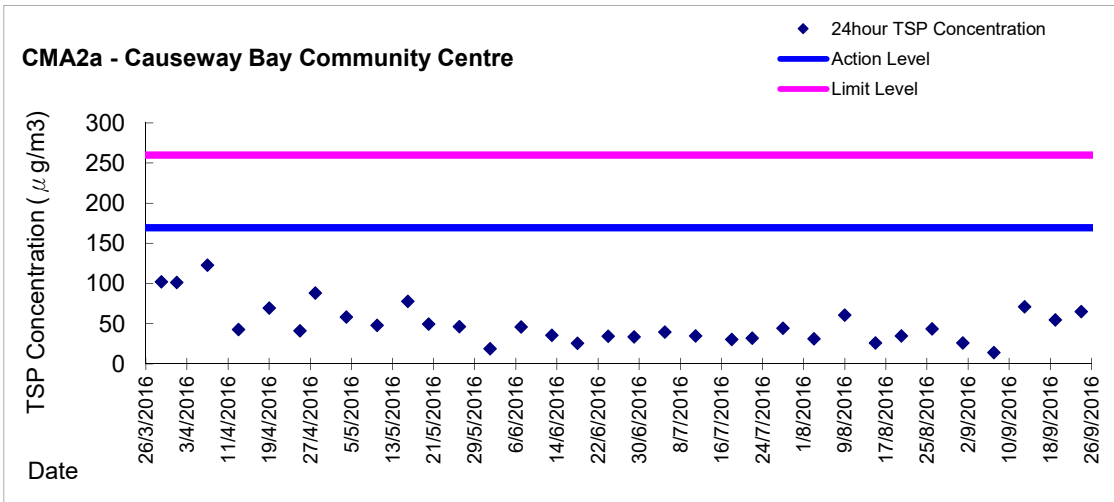
Graphic Presentation of 1 hour TSP Result



Graphic Presentation of 24 hour TSP Result



Graphic Presentation of 24 hour TSP Result





Graphic Presentation of 24 hour TSP Result

